

DIEHL VENEER SPLICER



◀ Veneer Outfeed.




▶ Veneer Infeed



Made with pride by
an American Company
in the USA


**Diehl's Industry Standard Veneer Splicers,
for the perfect longitudinal joint on both
thick and thin veneers.**



DIEHL MACHINES


DIEHL VENEER SPLICER

Diehl Splicers create the best possible edge joint on pre-glued veneer because of the longer jointing and curing zone. This unique Diehl feature makes it the more versatile and capable machine for processing both thin and thick veneer. Both new and remanufactured Diehl Splicers can be equipped with either metal or composite chain systems to meet the particular requirements of your application.




Remanufactured model 890 shown.

Diehl also offers completely remanufactured veneer splicers with the all of the new machine features incorporated, making this alternative an excellent value. These machines are completely rebuilt from the ground up, utilizing sound frames and feature all new wear components, contemporary design specifications and all new electrical items. The result is essentially, a new machine backed with a “new machine warranty.”



Upper & Lower Metal Chains

- Recommended for .090” & *thicker* veneer.
- Optional chrome plating available to eliminate staining.
- Includes 3 HP AC inverter feed.



Upper & Lower “POLY 2000” Composite Chains

- Recommended for .090” & *thinner* veneer.
- Eliminates staining.
- Eliminates lubrication on lower chain.
- Includes 2 HP AC inverter feed.

Diehl Splicer Standard Features

- A.C. frequency inverter drive 20 - 105 FPM.
- Solid state heater bar control for accurate & consistent temperature control.
- 68” long splicing zone.
- Up to 3/16” thick splicing capability.
- Durable, heavy duty design.

Diehl Splicer Optional Features

- Outfeed roll system.
- Chrome plating on metal chains.
- Automatic clutch infeed system for matching veneer leading edge.
- Wide arm throat clearance.

Overall Dimensions:

Length	106” (270 cm)
Width	91 1/4” (232 cm)
Height	61” (155 cm)
Height Of Table From Floor	36” (92 cm)

Stock Capacities:

Minimum Thickness	1/64” (.4 mm)
Maximum Thickness	3/16” (4.7 mm)
Minimum Length	10” (26 cm)
Maximum table width to right	42” (107 cm), optional 55” (140 cm)

Feed Speeds	20-105 FPM (6-33 mpm)
-------------	-----------------------

Approximate Weight	4900 lbs. (2205 kg)
--------------------	---------------------

Voltages Available	240 or 480, 3 phase, 60 cycle
	575 or 600, 3 phase, 60 cycle
	380, 3 phase, 50 cycle

Weight Crated	5100 lbs. (2295 kg)
---------------	---------------------

Export Crated Weight	6000 lbs. (2700 kg)
----------------------	---------------------

Dimensions Boxed For Export	327 cu.ft. (9.3 cuM)
-----------------------------	----------------------



DIEHL MACHINES

P. O. Box 465, Wabash, IN 46992 • 260-563-2102 • US FAX For Parts And Service 1-800-228-9115
International FAX 260-563-0206 • www.diehlmachines.com